

vUsing Your Fundraising Center

Personalize Your Fundraising

You may change the information that appears on your personal fundraising page.

Personal Picture No file chosen

Personal Statement

Type in a personal statement, or leave blank to use the default.

subject "Support us through your webpage" that will include the link to your Fundraising Center (see below). Save this email for future reference.

Once you have submitted the registration form for the event you will immediately be given the option to upload a photo and a personal statement that will show on your Fundraising Page. You can either do this now, or click on "Do This Later" if you are not ready to take this action at this time.

Note: You will also receive an email with the

Confirmation Code: DAP2BJ0

Manage your fundraising by clicking here.

Jumpstart your fundraising

Check out your personal fundraising page to begin fundraising and see how easy it is for your supporters to give!

Click here to manage your fundraising or to join / create a team

Once you click on "Save Changes" or "Do This Later", the next screen will present you with the options to "Manage your fundraising" and "Check out your personal fundraising page". Click on the "Manage your fundraising" link to be

taken to your **Fundraising Center**.

We've created a custom page for you...

<http://www.houstonrav.org/rav-donate/?kwoAdvocateId=DAP2BJ0>

Share this personal fundraising page with friends, family, co-workers and other supporters and receive credit for each gift you inspire! You'll receive a notification email every time someone makes a gift on your page.

Click to go to your Fundraising Center

Would you like to improve your fundraising?

Our fundraising page management tool helps you to:

- Upload/Update your picture
- Upload/Update your personalized message
- Set a new fundraising goal


<http://www.houstonrav.org/center/?kid=9b5s3pv42d6o6m7vw0eik6anm9s4kfak16d4w>

★ Get started today...

Your Fundraising Center

Your Fundraising Center is the place where you can manage all of your fundraising tasks including uploading a photo, joining or creating a team, tracking your donations, and sharing your unique fundraising URL and page. **You will be sent an email with the subject "Support us through your webpage"** that will include the link to your Fundraising Center. Save this email for future reference.

OVERVIEW PROFILE TEAMS ALL DONATIONS RECOGNITIONS MY TOOLS



Richard Dietz
rtdietz@gmail.com

WILL YOU SUPPORT IT TOO? The Houston Area Women's Center helps individuals affected by domestic...

Commitment Goal:	\$100.00
Amount Remaining:	\$100.00

You have 167 days to raise the remaining \$100.00 needed to reach your goal.

Recent Donations

Once inside your Fundraising Center you can manage all of your fundraising tasks by clicking on each of the available tabs and editing as needed.


OVERVIEW PROFILE TEAMS ALL DONATIONS RECOGNITIONS MY TOOLS

First Name Richard

Last Name Dietz

Name Richard Dietz

Email rtdietz@gmail.com

Commitment Goal \$100.00 

Personal Statement **WILL YOU SUPPORT IT TOO?**
The Houston Area Women's Center helps individuals affected by domestic and sexual violence in their efforts to move their lives forward. Funds raised through the Race Against Violence support the Center's 24-hour hotlines, offering a lifeline to those suffering from abuse or recovering from sexual assault. They also fund individual and group counseling sessions that help survivors move their lives forward. They ensure that women and children escaping violent homes have a safe place to sleep, and so much more.


Update Fundraising Profile


The Profile tab allows you to change your fundraising goal, upload a photo and update your personal statement, all of which will display on your personal fundraising page.

Simply click on the "Edit" button next to each area to update your information at any time

OVERVIEW PROFILE TEAMS ALL DONATIONS RECOGNITIONS MY TOOLS

Web Page Image








Image for use on your [personal fundraising page](#).

Photo Video None

Clicking on the "Edit" button for the "Web Page Image" will allow you to upload a personal photo or video explaining why you are fundraising for the event. Most images will work, and if you want to upload a video you need to paste in the URL of a YouTube or Vimeo video that you have already uploaded to one of those services.

OVERVIEW PROFILE TEAMS ALL DONATIONS RECOGNITIONS MY TOOLS

Join a Team Click the 'JOIN' button for an existing team

Find Team Enter a Team name to filter the list below

Find and join an existing team

- Angie's Awareness Angels (Justin Lopez)
- Casey's Crew (linda casey)
- Mission In Motion (Laura White)
- Rich's Runners (Rich Dietz)
- Triple Crown Line (Dave Taylor)
- Young Leaders (Young Leaders)

JOIN

If you do not see the name of the team you wish to join, please contact its Captain directly to request an invitation.

Create a Team

Please provide a name for the team to begin:

Team Name

Create Team

Create a new team and become the team captain

Create or Join Teams

The "Teams" tab provide you the opportunity to join a team that has already been created, or to create your own team and invite others to join you.

To "Join a Team" click on the name of the team in the team list and click on the join button. If you do not see the name of the team you want to join it may be a "private" team. To join a "private" team you will need to contact the team captain and request a team invitation.

If you would like to "Create a Team", simply fill in the Team Name box and click Create Team.

OVERVIEW PROFILE TEAMS ALL DONATIONS RECOGNITIONS MY TOOLS

EDIT TEAM DISBAND TEAM

Edit or Disband the team

Team Name **Team RAV**

Captain Richard Dietz

Membership Allow anyone

Name	Email	Raised	Remove
Richard Dietz (Captain)	rtdietz@gmail.com	\$0.00	<input type="button" value="x"/>
Total Raised		\$0.00	

Remove a member

Team Invitations <http://www.hawc.org/en/support-us/rav-reg?kwoTeamToJoinId=2N66Jl2>

Send Invite

Invite others to join the team

The team will be created and you will be made the Team Captain for the team. A Team Captain is given a few extra options to manage the team.

- Edit Team** – See step 10 for editing options
- Disband Team** – This will delete the team from all lists and remove all individuals from the team.
- Remove** individual members of the team
- Invite** others to Join the team.

OVERVIEW PROFILE TEAMS ALL DONATIONS RECOGNITIONS MY TOOLS

EDIT TEAM DISBAND TEAM

Cancel Save

Team Name *Change team name*

Captain *Make the team "Invitation Only"*

Membership

Name	Email	Raised	Remove
Richard Dietz (Captain)	rtdietz@gmail.com	\$0.00	<input type="button" value="x"/>
Total Raised		\$0.00	

Team Invitations <http://www.hawc.org/en/support-us/rav-reg?kwoTeamToJoinId=2N66JI2>

Edit Team

The Team Captain can further control team functionality by clicking "Edit Team".

On this screen the captain can change the team name, change the captain to be another member of the team and make the team "Invitation Only".

NOTE: If set to Invitation Only the team will not show in the Join Team list and the only way to add members is to send them the "Team Invitation" link.

OVERVIEW PROFILE TEAMS ALL DONATIONS MY TOOLS

May 5, 2014 09:42:12 PM [Richard Dietz](#) *Donor's Name / Email* \$5.00

Recognitions	Amount
★ Donation Total	\$175.00
○ Amount remaining	\$320.00
📌 Goal	\$500.00

Monitor Your Donations

The "All Donations" tab will show you your overall fundraising progress including individuals who have donated on your personal fundraising page as well as Recognitions you have added in manually (see the next section for more details on Recognitions).

The information includes your fundraising totals as well as the names and donation amounts for each person that has donated on your personal fundraising page. You can also click on the donors name to open your default email program, with their email address pre-populated, and write each person an individual thank you note.

OVERVIEW PROFILE TEAMS ALL DONATIONS RECOGNITIONS MY TOOLS

Entered	Name	Amount	
May 5, 2014 10:56:32 PM	Bill Smith	\$50.00	<input type="button" value="x"/>
	<input type="text"/>	<input type="text" value="\$0.00"/>	<input type="button" value="+ ADD"/>

Recognitions

The "Recognitions" tab allows you to enter offline donations and have them immediately be applied to your fundraising totals and show on your personal fundraising page. These "offline donations" can be cash or checks that are given to you instead of an online donation. Make sure to collect these monies and bring them with you on the day of the event to

make sure you are properly credited in the final fundraising totals for awards and leaderboard status.

To enter a recognition you simply enter the name and amount of the donation. Once entered the information will be shown on this tab, while the amount will be added to your totals in the “All Donations” tab as well as your personal fundraising page’s status meter.

OVERVIEW PROFILE TEAMS ALL DONATIONS RECOGNITIONS MY TOOLS

Personal URL
http://www.hawc.org/en/support-us/rav-donate?kwoAdvocateId=E30DU16

Status Widget
<script src="https://widgets.abilafundraisingonline.com/widgets/status.js?id=3HDLN65&advocateId=E30DU16"></script>

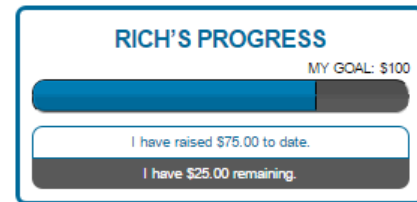
Donation Form
<script src="https://widgets.abilafundraisingonline.com/widgets/form.js?channel=15rav/donate&advocateId=E30DU16"></script>

Embedding Instructions
Using Blogger? [Add an HTML/Javascript Page Element](#)
Using Wordpress? [Add a Sidebar accessory](#)
Using Typepad? [Add a Notes TypeList](#)

My Tools

The “My Tools” tab provides you with everything you need to share and market your personal fundraising page with your friends, family and co-workers.

- **Personal URL** – this is the link to your personal fundraising page. You can copy and paste this into an email to share, or simply use the sharing buttons located to the left of the link



- **Status Widget** – this is a small piece of code that you can copy and paste on your personal blog or pages and will display your fundraising totals in real time. The “Status Widget” will show the amount of money you have raised, how much you have remaining to reach your goal, and the number of days remaining in the campaign.
- **Donation Form** – this is another small piece of code that you can copy and paste on your personal blog or pages and will display your personal fundraising form. The donation form for the Race Against Violence will show right on your website or blog and your supporters can donate right there, with the money going directly to the organization.

Now that you have a better understanding of all the sections of the Fundraising Center, we encourage you to check out the **Fundraising Assistance** and resources located directly below your Fundraising Center. We have provided you with guides, ideas and sample emails to help in your fundraising efforts.

Quick Fundraising Tips

Email Campaign

Consider that your address book is full of potential donors. The tips below will help you engage these people and assist in making your fundraising more successful.

- **Subject heading:** Choose a subject that will let the recipient of your email know the purpose. (and maybe more importantly, that it is NOT SPAM). Some possible subject headings:

Additional questions?

Contact Name: Dawn Seader
Contact Phone: (267) 904-7655
Contact Email: holdonyoumatter@buckscounty.org